

Hinges

316 Marine Grade Stainless Steel
304 High Grade Stainless Steel

Satin / Polished / Anti-Tarnish Brass
Lift Off / Self Closing / Hipline Ball Bearing
Parliament / Broad Butt

Brass

Satin Chrome / Polished Chrome / Polished Brass
Parliament / Shutter / Gate / Broad Butt
Decorative / Cabinet





Hinges - Stainless Steel

Austyle stainless steel hinges are manufactured using high grade 304 or 316 stainless steel or solid virgin brass. The use of high quality virgin raw material provides consistent thickness without indentation or scratches, resulting in matching knuckles and square edges that fit flush with the jamb cut out. This quality and precision in manufacturing ensures a smooth effortless operation for all residential or commercial applications.

316 Stainless Steel - Marine Grade

316 S/Steel hinges are ideal for coastal, chlorinated or harsh external environments. 316 SS material is considerably more durable much less prone to rust and corrosion than most other materials alloys because of its high nickle content which provides intrinsic hardness and long term durability.



General Purpose

Item code	Finish	Length x Width x Thickness	Pin Type
45316	Satin	100 x 75 x 2.5	Fixed Pin
45318	Satin	100 x 75 x 2.5	Loose Pin
45317	Satin	100 x 100 x 2.5	Fixed Pin

It may look the same on the outside but whats on the inside really matters.

316 STAINLESS STEEL HINGES
ANYTHING ELSE IS A COMPROMISE!

304 Stainless Steel - High Grade Commercial

All hinges are supplied with wood screws included. Metal thread M5/12mm are available in packs of 8 to suit selected SS hinges (#9900)



General Purpose

Item code	Finish	Length x Width x Thickness	Pin Type
45105	Brushed Satin	85 x 60 x 2	Fixed Pin
45107	Brushed Satin	100 x 60 x 2.5	Fixed Pin
45108	Brushed Satin	100 x 75 x 2.5	Fixed Pin
45109	Brushed Satin	100 x 100 x 2.5	Fixed Pin
45115	Brushed Satin	85 x 60 x 2	Loose Pin
45118	Brushed Satin	100 x 75 x 2.5	Loose Pin
35108	Polished	100 x 75 x 2.5	Fixed Pin
35109	Polished	100 x 100 x 2.5	Fixed Pin
35115	Polished	85 x 60 x 2	Loose Pin
35118	Polished	100 x 75 x 2.5	Loose Pin



General Purpose - Anti-Tarnish Brass

The durability and strength of **Stainless Steel** coated with a durable **PVD 50 Year Anti-Tarnish Finish** (Brass colour) for a traditional brass appearance

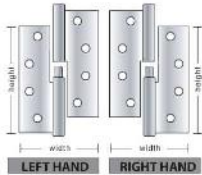
Item code	Finish	Length x Width x Thickness	Pin Type
15108	Anti-Tarnish PVD Brass	100 x 75 x 2.5	Fixed Pin
15109	Anti-Tarnish PVD Brass	100 x 100 x 2.5	Fixed Pin
15117	Anti-Tarnish PVD Brass	100 x 60 x 2.5	Loose Pin
15118	Anti-Tarnish PVD Brass	100 x 75 x 2.5	Loose Pin



Bathroom Applications - Lift Off Hinges

12mm pin length (lift off distance) for quick and easy lifting.

Item code	Finish	Length x Width x Thickness	Handing
45130	Brushed Satin	89 x 60 x 2.5	Left Hand
45131	Brushed Satin	89 x 60 x 2.5	Right Hand
45132	Brushed Satin	100 x 75 x 2.5	Left Hand
45133	Brushed Satin	100 x 75 x 2.5	Right Hand
15130	Anti-Tarnish PVD Brass	89 x 60 x 2.5	Left Hand
15131	Anti-Tarnish PVD Brass	89 x 60 x 2.5	Right Hand



Broad Butt

Suits all heavy duty applications requiring extended throw

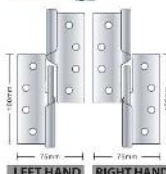
Item code	Finish	Length x Width x Thickness	Pin Type
45110	Brushed Satin	100 x 175 x 3.5	Fixed Pin
45111	Brushed Satin	100 x 150 x 3.5	Fixed Pin
45112	Brushed Satin	100 x 125 x 3	Fixed Pin
45113	Brushed Satin	100 x 200 x 3.5	Fixed Pin
15110	Anti-Tarnish PVD Brass	100 x 175 x 3.5	Fixed Pin
15111	Anti-Tarnish PVD Brass	100 x 150 x 3.5	Fixed Pin



Bathroom Applications - Self Closing

12mm pin closing distance for smooth easy closing.

Item code	Finish	Length x Width x Thickness	Handing
45134	Brushed Satin	100 x 75 x 2.5	Left Hand
45135	Brushed Satin	100 x 75 x 2.5	Right Hand



Hirline Fast Fix Ball Bearing Hinges

Suit Both Timber and Aluminium applications

Item code	Finish	Length x Width x Thickness	Pin Type
45143	Brushed Satin	89 x 35 x 2	Fixed Pin
45144	Brushed Satin	100 x 47 x 2.5	Fixed Pin
15144	Anti-Tarnish PVD Brass	100 x 47 x 2.5	Fixed Pin
45142	Brushed Satin	76 x 30 x 2	Fixed Pin



Brass

Brass Material Polished Brass & Bright Chrome Plate Finish

All polished brass hinges have a heavy duty lacquer and a high quality polished finish to enhance the materials existing reflective attributes for a traditional brass appearance. Polished chrome have a bright reflective and durable finish.



General Purpose

- ✓ Solid virgin brass, polished and lacquered for an authentic appearance
- ✓ Antique Copper finishes available upon request

Item code	Finish	Length x Width x Thickness	Pin Type
5000	Polished Brass	25 x 19 x 15	Fixed Pin
5001	Polished Brass	38 x 22 x 1.5	Fixed Pin
5002	Polished Brass	50 x 25 x 2	Fixed Pin
5003	Polished Brass	63 x 35 x 2	Fixed Pin
5004	Polished Brass	76 x 41 x 2	Fixed Pin
5005	Polished Brass	89 x 50 x 2.5	Fixed Pin
5006	Polished Brass	89 x 89 x 3	Fixed Pin
5007	Polished Brass	100 x 60 x 2	Fixed Pin
5008	Polished Brass	100 x 76 x 3	Fixed Pin
5009	Polished Brass	100 x 100 x 3	Fixed Pin

35004	Polished Bright Chrome	76 x 41 x 2	Fixed Pin
35008	Polished Bright Chrome	100 x 76 x 3	Fixed Pin



Heavy Duty - Broad Butt Hinges

- ✓ Suits all heavy duty applications requiring extended throw

Item code	Finish	Length x Width x Thickness	Pin Type
5018	Polished Brass	100 x 127 x 3	Fixed Pin
5019	Polished Brass	100 x 152 x 3	Fixed Pin



Heavy Duty - Parliament Hinges


- ✓ Suits all heavy duty applications requiring extended throw

Item code	Finish	Length x Width x Thickness	Pin Type
15013	Anti-Tarnish PVD Brass	100 x 100 x 3	Fixed Pin
35013	Polished SS	100 x 100 x 3	Fixed Pin
45013	Brushed Satin	100 x 100 x 3	Fixed Pin
5014	Polished Brass	100 x 127 x 3	Fixed Pin
15015	Anti-Tarnish PVD Brass	100 x 150 x 3.5	Fixed Pin
45015	Brushed Satin	100 x 150 x 3.5	Fixed Pin



5016	Polished Brass	85 x 60 x 2.5	Loose Pin
5010	Polished Brass	89 x 89 x 3	Loose Pin
5011	Polished Brass	100 x 76 x 3	Loose Pin
5012	Polished Brass	100 x 100 x 3	Loose Pin

35011	Polished Bright Chrome	100 x 76 x 3	Loose Pin
-------	------------------------	--------------	-----------



Shutter Hinges

- ✓ Suits all heavy duty applications requiring extended throw

Item code	Finish	Length x Width x Thickness	Pin Type
5094	Polished Brass	62 x 115 x 2	Fixed Pin
5095	Polished Brass	62 x 90 x 2	Fixed Pin



Gate Hinges

- ✓ Suits all heavy duty applications requiring extended throw

Item code	Finish	Length x Width x Thickness	Pin Type
5043	Polished Brass	200 x 115 x 2mm	Fixed Pin

Decorative Designs Antique Copper and Polished Brass

25074

25076

25071

5076



Decorative Door Hinges

- ✓ Solid Brass decorative heavy duty door hinges

Item code	Finish	Length x Width x Thickness	Pin Type
5076	Polished Brass	100 x 100 x 3	Fixed Pin
25074	Antique Copper	100 x 100 x 3	Fixed Pin
25076	Antique Copper	100 x 100 x 3	Fixed Pin
25071	Antique Copper	100 x 100 x 3	Fixed Pin

Cabinet Hinge Black Iron and Polished Brass - Butterfly Cabinet Hinges

2165

5165

2167

5167

2166

5166



Butterfly Cabinet Hinges

- ✓ Suits cabinetry and general reproduction furniture or ornamental applications

Finish	Length x Width x Thickness
Black Iron	50 x 65 x 1.5
Polished Brass	50 x 65 x 1.5

auSTYLE stainless steel hinges are manufactured from quality high grade 304 stainless steel providing consistent thickness without indentation or scratches, resulting in matching knuckles and square edges that fit flush with the jamb cut out. This quality and precision in manufacturing ensures a smooth effortless operation.

It may look the same on the outside but whats on the inside really matters.



*304 High Grade
Stainless Steel*



*316 Marine Grade
Stainless Steel*

316 Marine Grade Stainless Steel Hinges

Anything else is a compromise!



opening doors in auSTYLE

Quality is never an accident, ts the result of intention, innovation and skillful execution.

